

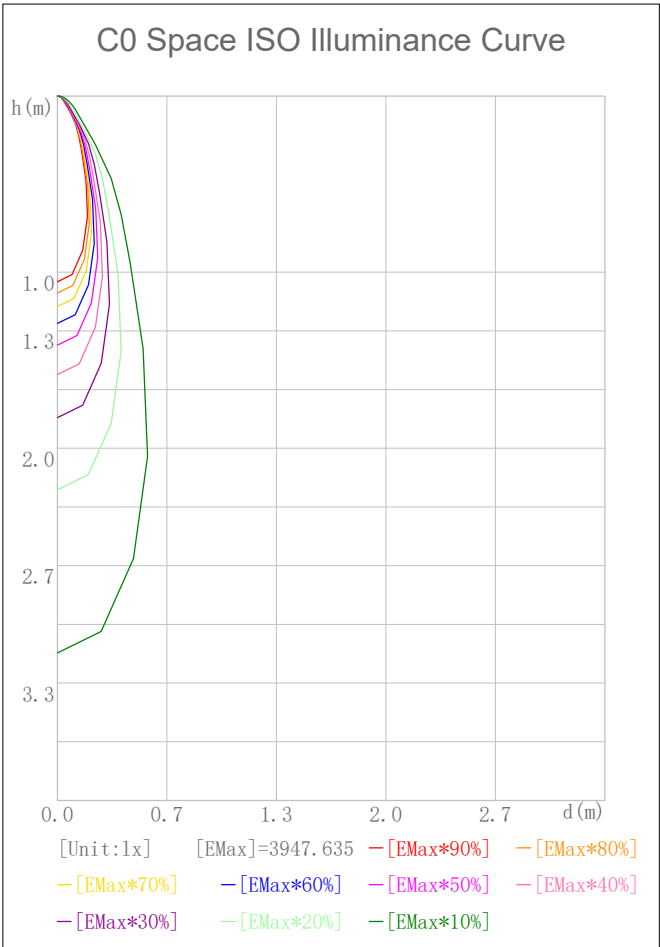
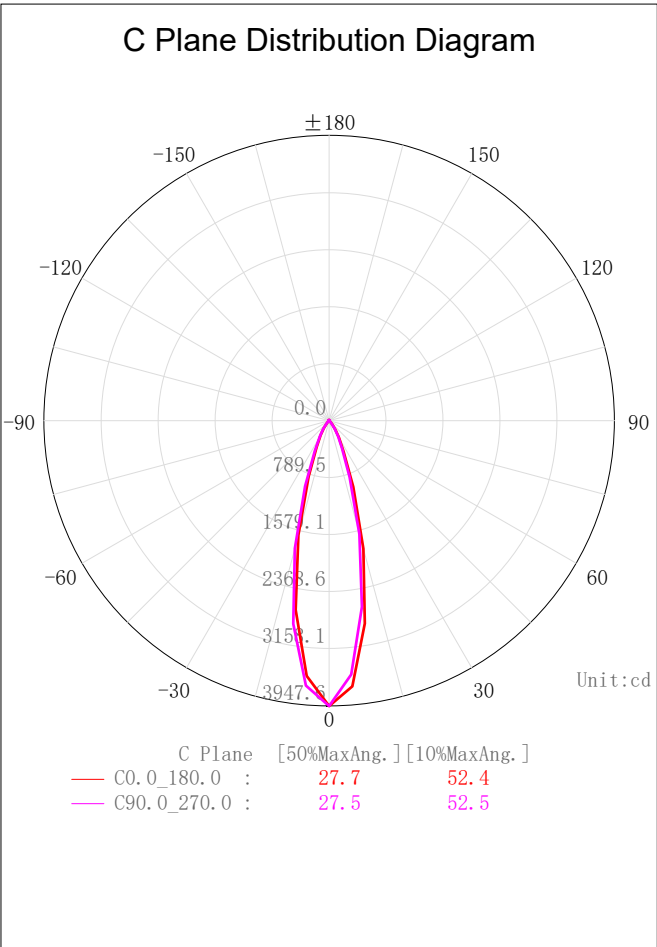
Indoor Luminaire Photometric Data

Description Information

Luminary Name: PD08-15-XX-01 2700K RA90 24D		Lum. Catalog:	Test ID: 01
Lamp Name:		Lamp Catalog: LED	Test Date: 2022/09/13
Manufacture: Shenzhen Norming Lighting		Shld. Ang(°):	Test Machine:GON-2000
Test Lab: Quality Department		Frequency (Hz):	Lamp CCT (K): Ra:
Lum. Size (W*L*H):0.055m*0.055m*0.000m		Lum. Area (m2):0.003	Lum. W (kg): 0.000
Test System: C, γ	Test Step: C=90.0 γ=5.0	Temp. (°C): 25	Humidity(%): 50.0

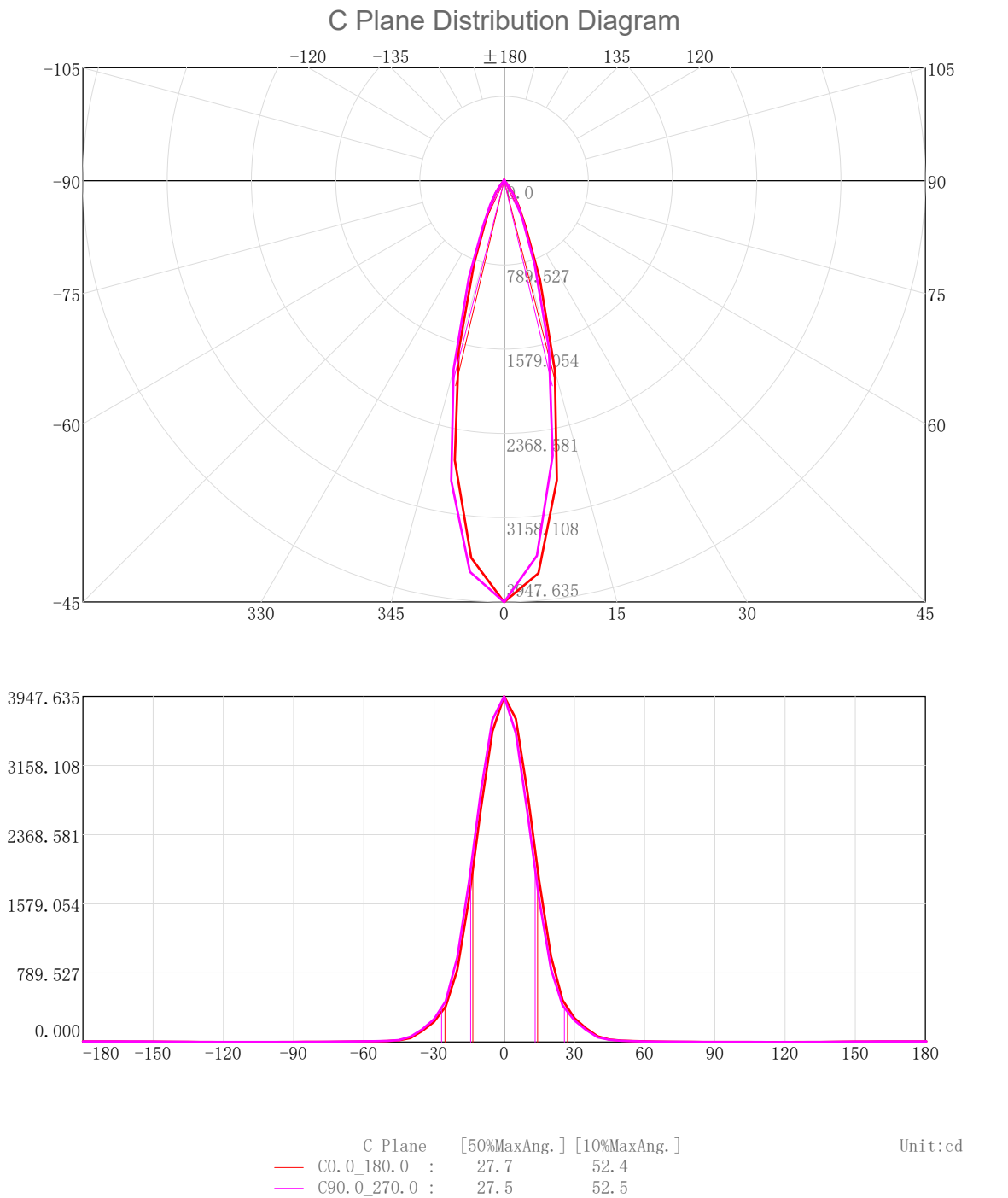
Character Parameter

Lamp Speciality Parameter		Luminaire Speciality Parameter	
Rated Flux(lm): 1182.840	Luminary Flux(lm): 1182.838	Field Angle(10%Imax): 52.4(°)	
Rated Power(W):	Luminary Efficiency: 100.00%	Down Lumens&Percent: 1167.803lm 98.73%	
Rated Voltage(V):	Luminary EER(lm/W): 89.541	Up Lumens&Percent: 15.035lm 1.27%	
Tested Power(W): 13.210	Max. Candela(cd): 3947.635	S/MH: C0_a180=0.465 C90_270=0.462	
Lamps' Inside: 1	Max Cand@Ang. (°): C=0.0 γ=0.0	CIE Type: Semi-Direct	
Tested Electrics (V, A, pf):239.7, 0.059, 0.919	Beam Angle(50%Imax): 27.7(°)	ErP ϕ use(90°): 1116.550lm	
Lamp Size (W*L*H):0.055m*0.055m*0.000m	Left=-13.4°, Right=14.3°	IRF(%): 687.742	



2D Plane Light Intensity Distribution Curve

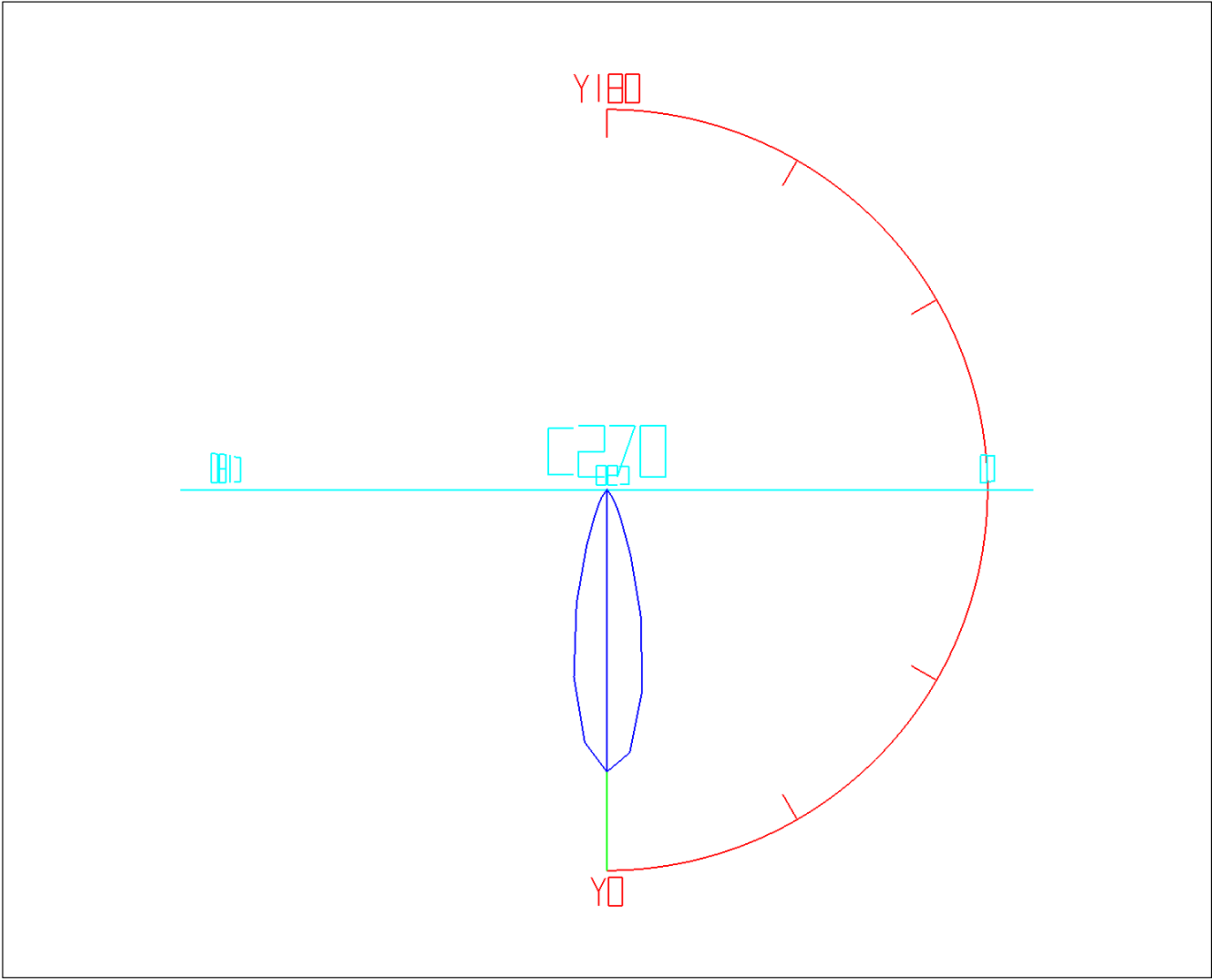
Lum. Name: PD08-15-XX-01 2700K RA90 24D	Lum. Catalog:	Test ID: 01
Lamp Name:	Lamp Catalog: LED	Test Lab: Quality Department
Manufacture: Shenzhen Norming Lighting	Test Machine:GON-2000	Test Date: 2022/09/13



3D Light Intensity Distribution Modal

Lum. Name: PD08-15-XX-01 2700K RA90 24D	Lum. Catelog:	Test ID: 01
Lamp Name:	Lamp Catelog: LED	Test Lab: Quality Department
Manufacture: Shenzhen Norming Lighting	Test Machine:GON-2000	Test Date: 2022/09/13

3D Light Intensity Distribution Modal



Curves: 3D Model — Fixture — Vert. HUD — Hori. HUD —

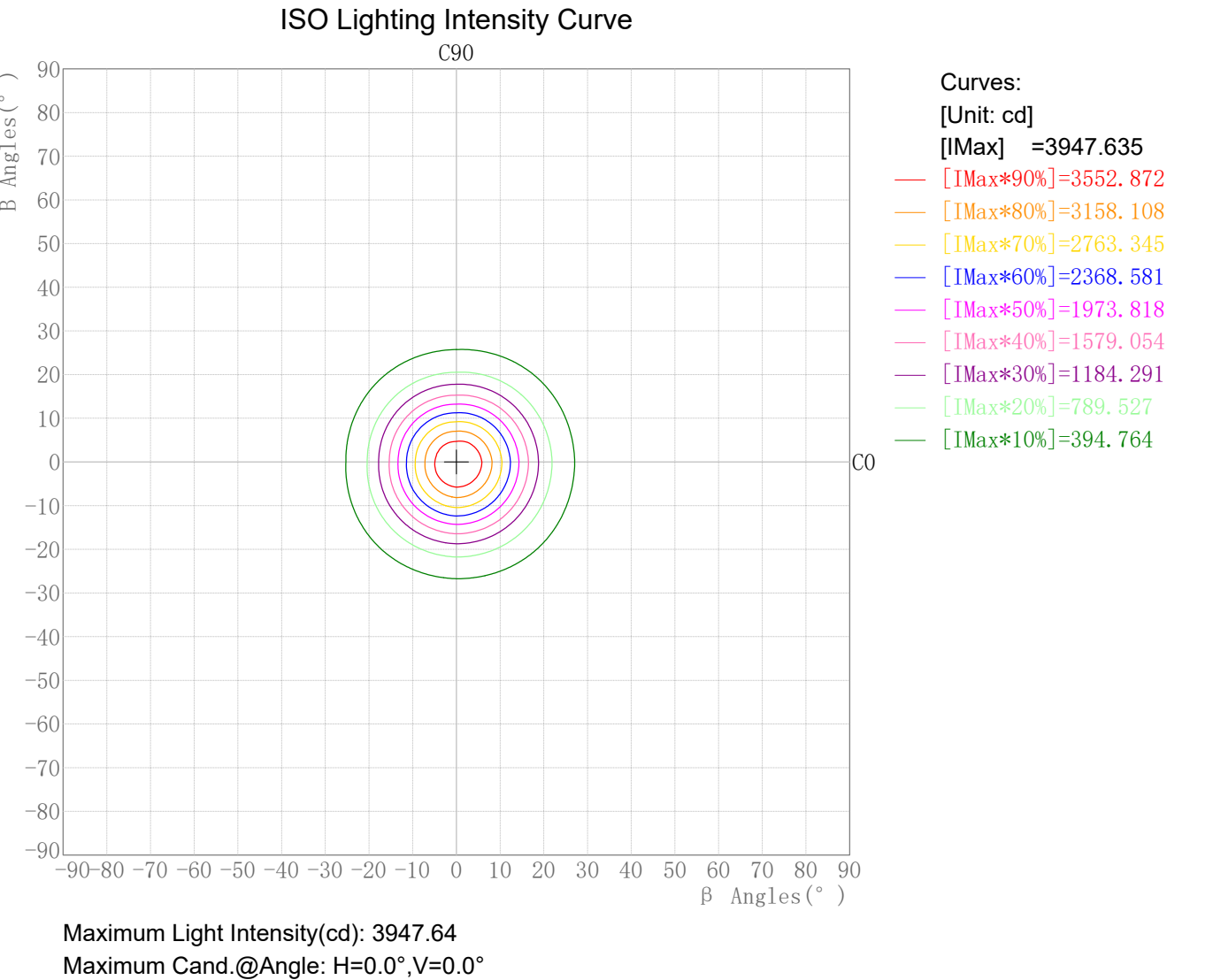
View Angles: Orient:0 Tilt:0 Roll:0 Spin:0

Zonal Flux Tabulation

Zone(γ)	Zone Flux (lm)	Sums Flux (lm)	Zone%Lamp	Sums%Lamp
0.0-5.0	90.36	90.36	7.64	7.64
5.0-10.0	227.34	317.70	19.22	26.86
10.0-15.0	265.53	583.23	22.45	49.31
15.0-20.0	216.91	800.14	18.34	67.65
20.0-25.0	140.85	940.99	11.91	79.55
25.0-30.0	88.10	1029.09	7.45	87.00
30.0-35.0	58.24	1087.33	4.92	91.93
35.0-40.0	33.24	1120.56	2.81	94.74
40.0-45.0	15.21	1135.77	1.29	96.02
45.0-50.0	8.08	1143.85	0.68	96.70
50.0-55.0	5.70	1149.55	0.48	97.19
55.0-60.0	4.58	1154.14	0.39	97.57
60.0-65.0	3.73	1157.87	0.32	97.89
65.0-70.0	3.01	1160.88	0.25	98.14
70.0-75.0	2.40	1163.28	0.20	98.35
75.0-80.0	1.89	1165.17	0.16	98.51
80.0-85.0	1.48	1166.65	0.13	98.63
85.0-90.0	1.16	1167.80	0.10	98.73
90.0-95.0	0.88	1168.68	0.07	98.80
95.0-100.0	0.66	1169.34	0.06	98.86
100.0-105.0	0.53	1169.87	0.04	98.90
105.0-110.0	0.42	1170.29	0.04	98.94
110.0-115.0	0.34	1170.63	0.03	98.97
115.0-120.0	0.34	1170.96	0.03	99.00
120.0-125.0	0.43	1171.39	0.04	99.03
125.0-130.0	0.59	1171.98	0.05	99.08
130.0-135.0	0.80	1172.78	0.07	99.15
135.0-140.0	1.11	1173.89	0.09	99.24
140.0-145.0	1.41	1175.30	0.12	99.36
145.0-150.0	1.58	1176.88	0.13	99.50
150.0-155.0	1.62	1178.49	0.14	99.63
155.0-160.0	1.48	1179.98	0.13	99.76
160.0-165.0	1.23	1181.21	0.10	99.86
165.0-170.0	0.91	1182.12	0.08	99.94
170.0-175.0	0.54	1182.66	0.05	99.98
175.0-180.0	0.18	1182.84	0.02	100.00

Rectangle ISO Lighting Intensity Diagram

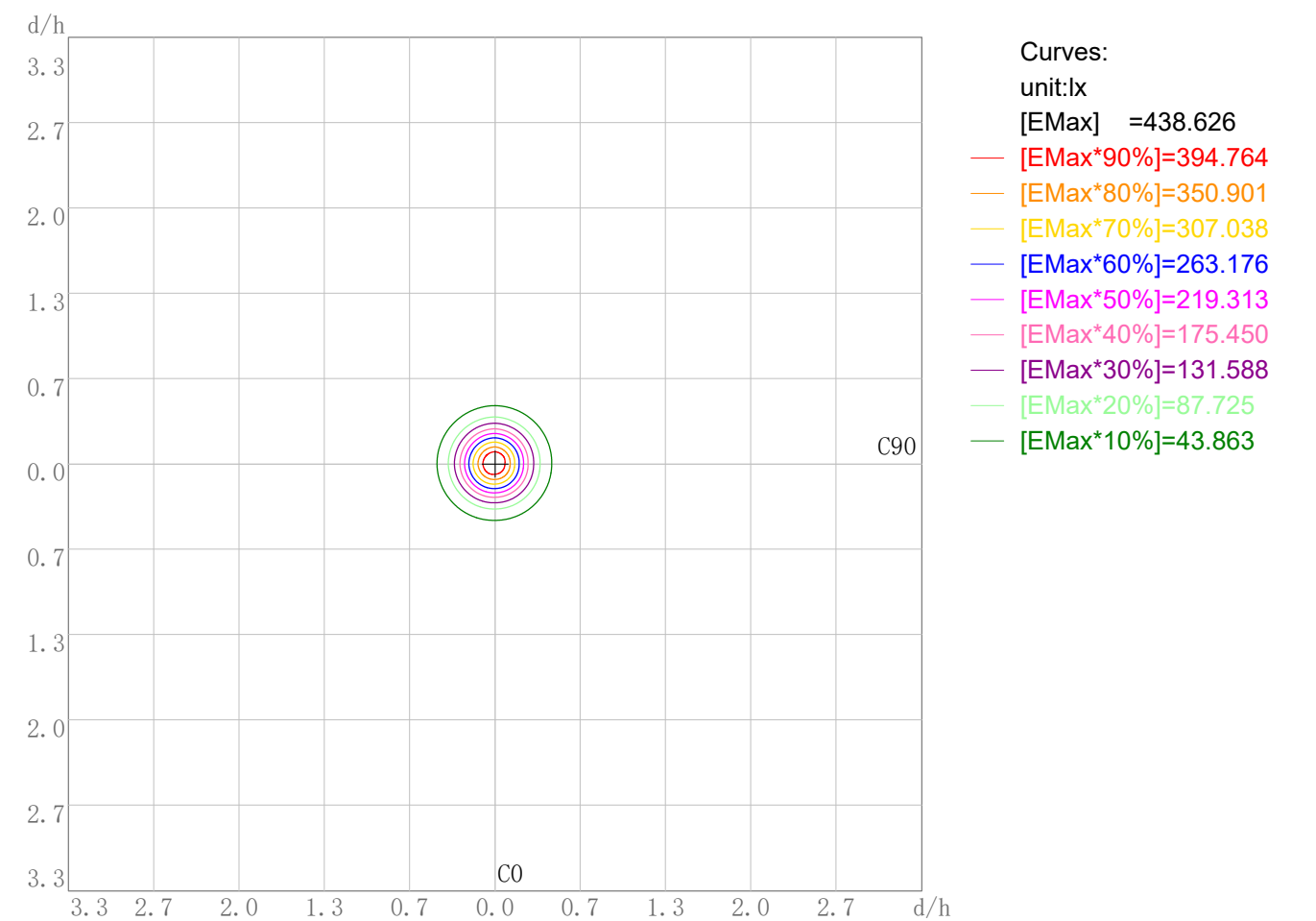
Lum. Name: PD08-15-XX-01 2700K RA90 24D	Lum. Catalog:	Test ID: 01
Lamp Name:	Lamp Catalog: LED	Test Lab: Quality Department
Manufacture: Shenzhen Norming Lighting	Test Machine:GON-2000	Test Date: 2022/09/13



Plane ISO-Illuminance Diagram

Lum. Name: PD08-15-XX-01 2700K RA90 24D	Lum. Catalog:	Test ID: 01
Lamp Name:	Lamp Catalog: LED	Test Lab: Quality Department
Manufacture: Shenzhen Norming Lighting	Test Machine:GON-2000	Test Date: 2022/09/13

Plane ISO-Illuminance Curve

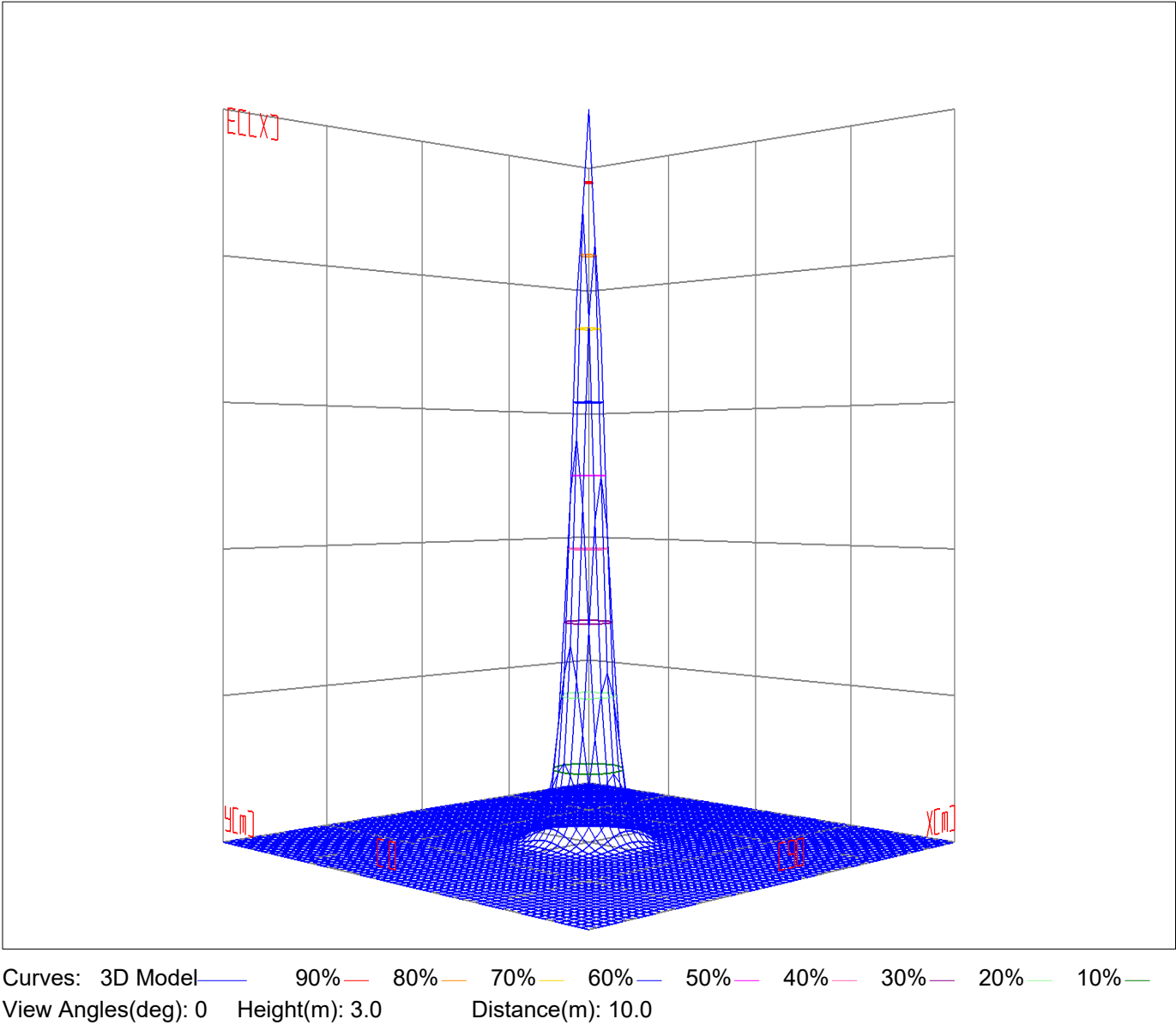


Working Plane Luminaire Mounting Height(m): 3.00  
Working Plane Maximum Illuminance(lx): 438.63  
Working Plane Maximum Illuminance Position(d/h):H0.0 V0.0

3D Plane ISO Illuminance Diagram

Lum. Name: PD08-15-XX-01 2700K RA90 24D	Lum. Catelog:	Test ID: 01
Lamp Name:	Lamp Catelog: LED	Test Lab: Quality Department
Manufacture: Shenzhen Norming Lighting	Test Machine:GON-2000	Test Date: 2022/09/13

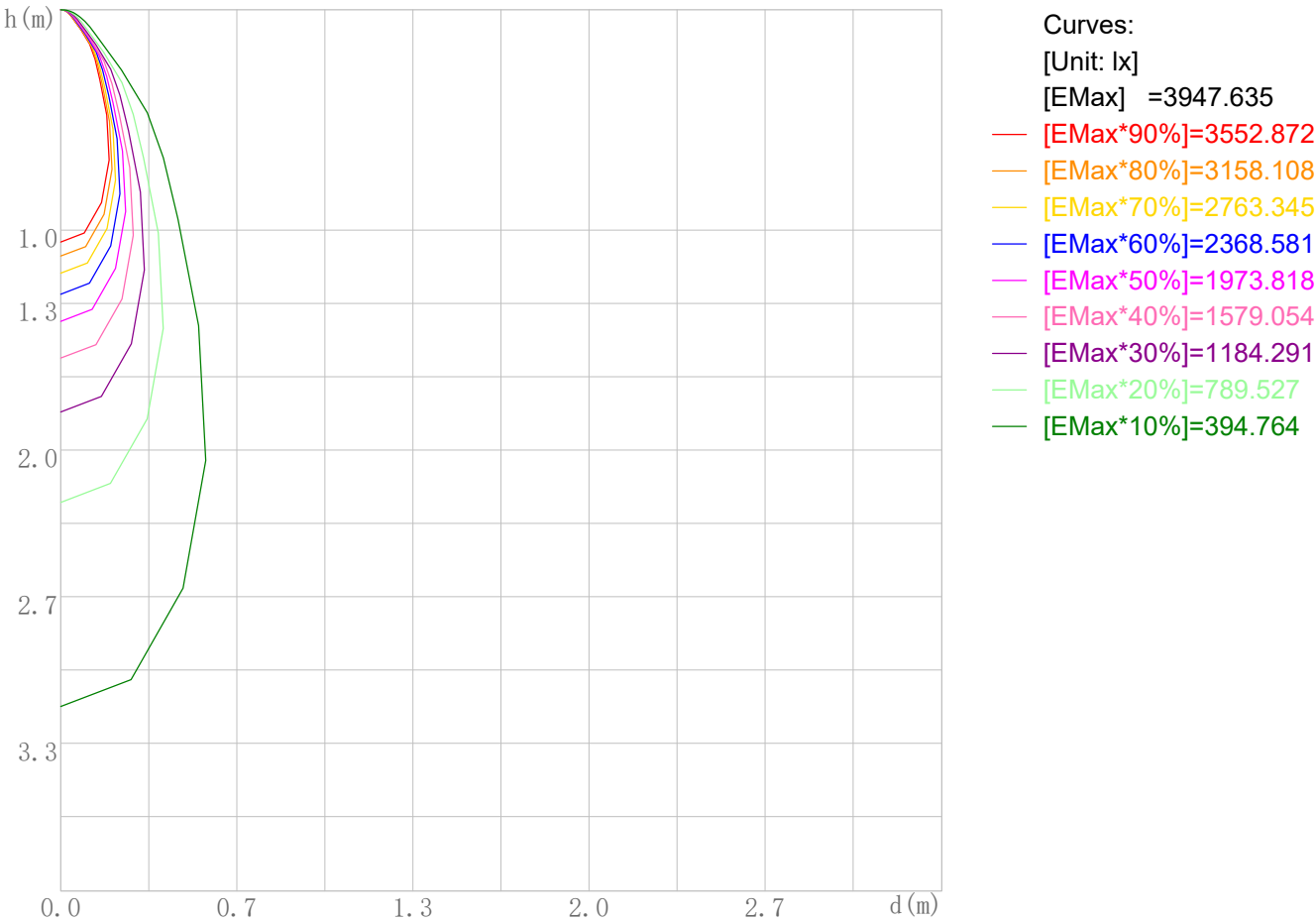
3D Plane Illuminance Modal



Space ISO Illuminance Diagram

Lum. Name: PD08-15-XX-01 2700K RA90 24D	Lum. Catelog:	Test ID: 01
Lamp Name:	Lamp Catelog: LED	Test Lab: Quality Department
Manufacture: Shenzhen Norming Lighting	Test Machine:GON-2000	Test Date: 2022/09/13

Space ISO Illuminance Curve

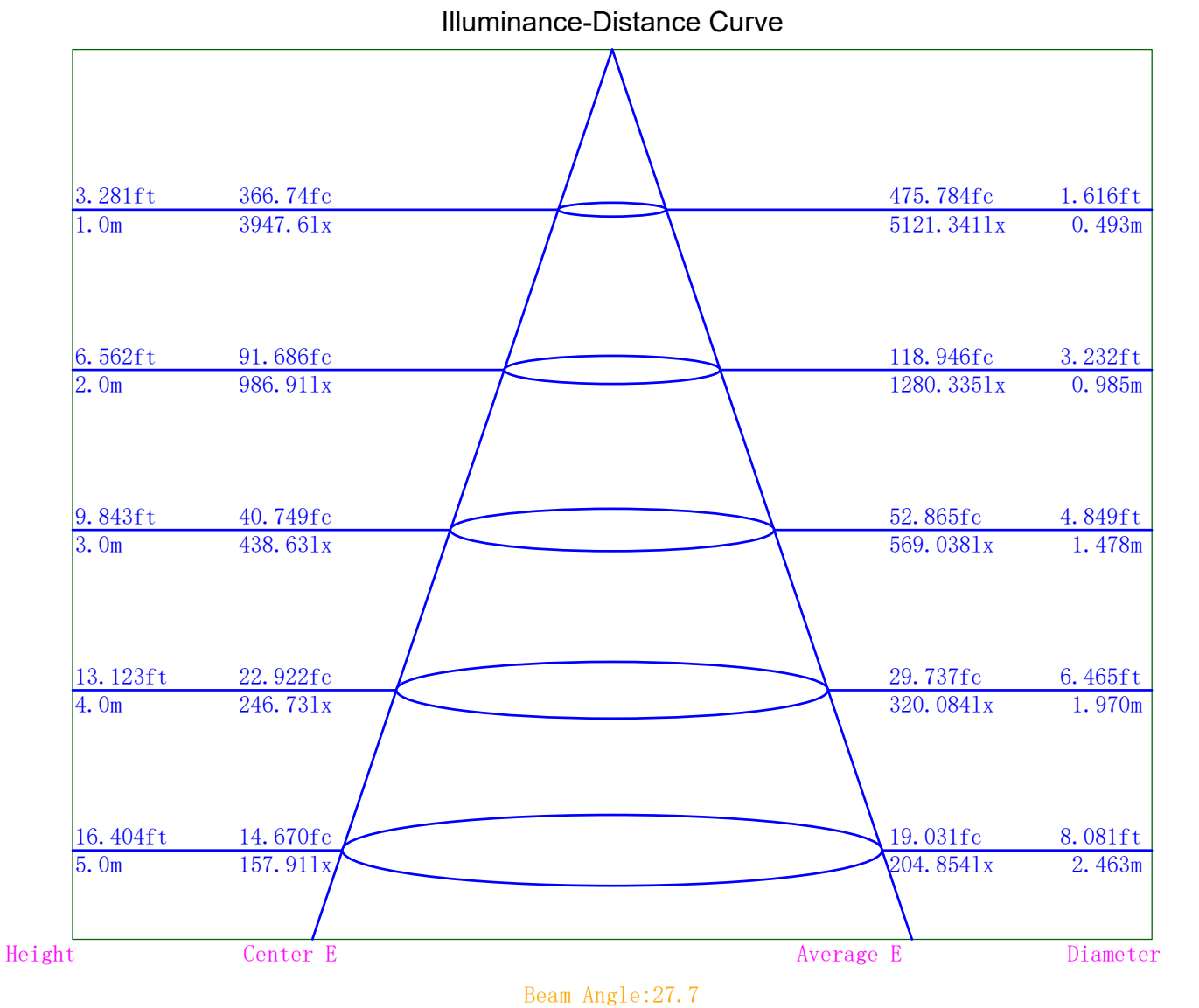


Space Plane Maximum Illuminance and @Angle:3947.64lx,0.0deg  
Plane Maximum Lighting Intensity and @Angle:3947.635cd,0deg



Illuminance-Distance Diagram

Lum. Name: PD08-15-XX-01 2700K RA90 24D	Lum. Catalog:	Test ID: 01
Lamp Name:	Lamp Catalog: LED	Test Lab: Quality Department
Manufacture: Shenzhen Norming Lighting	Test Machine:GON-2000	Test Date: 2022/09/13



Indoor Luminance Limiting Curves

Lum. Name: PD08-15-XX-01 2700K RA90 24D	Lum. Catalog:	Test ID: 01
Lamp Name:	Lamp Catalog: LED	Test Lab: Quality Department
Manufacture: Shenzhen Norming Lighting	Test Machine:GON-2000	Test Date: 2022/09/13

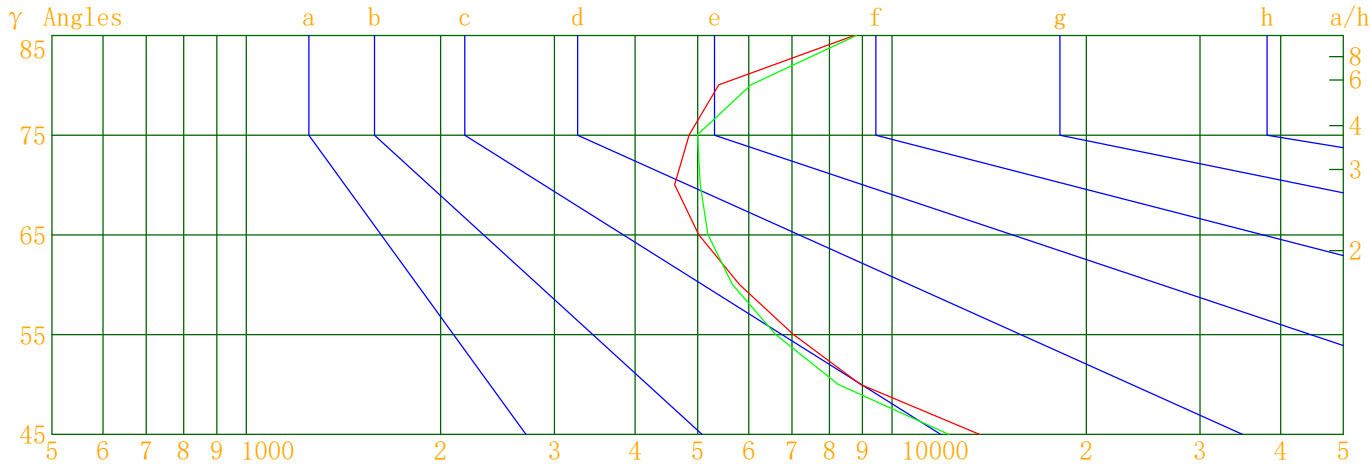
Glare Grade Table

GI	Quality	Using Illuminance							
1.15	A	2000	1000	500	<=300				
1.5	B		2000	1000	500	<=300			
1.85	C			2000	1000	500	<=300		
2.2	D				2000	1000	500	<=300	
2.55	E	a				2000	1000	500	<=300
			b	c	d	e	f	g	h

Luminance Table

Gama(deg)	45	50	55	60	65	70	75	80	85
C0	13658	8937	7035	5806	5019	4606	4851	5391	8743
C90	12240	8255	6606	5660	5186	5046	4998	6048	8803

Luminance Limiting Curve



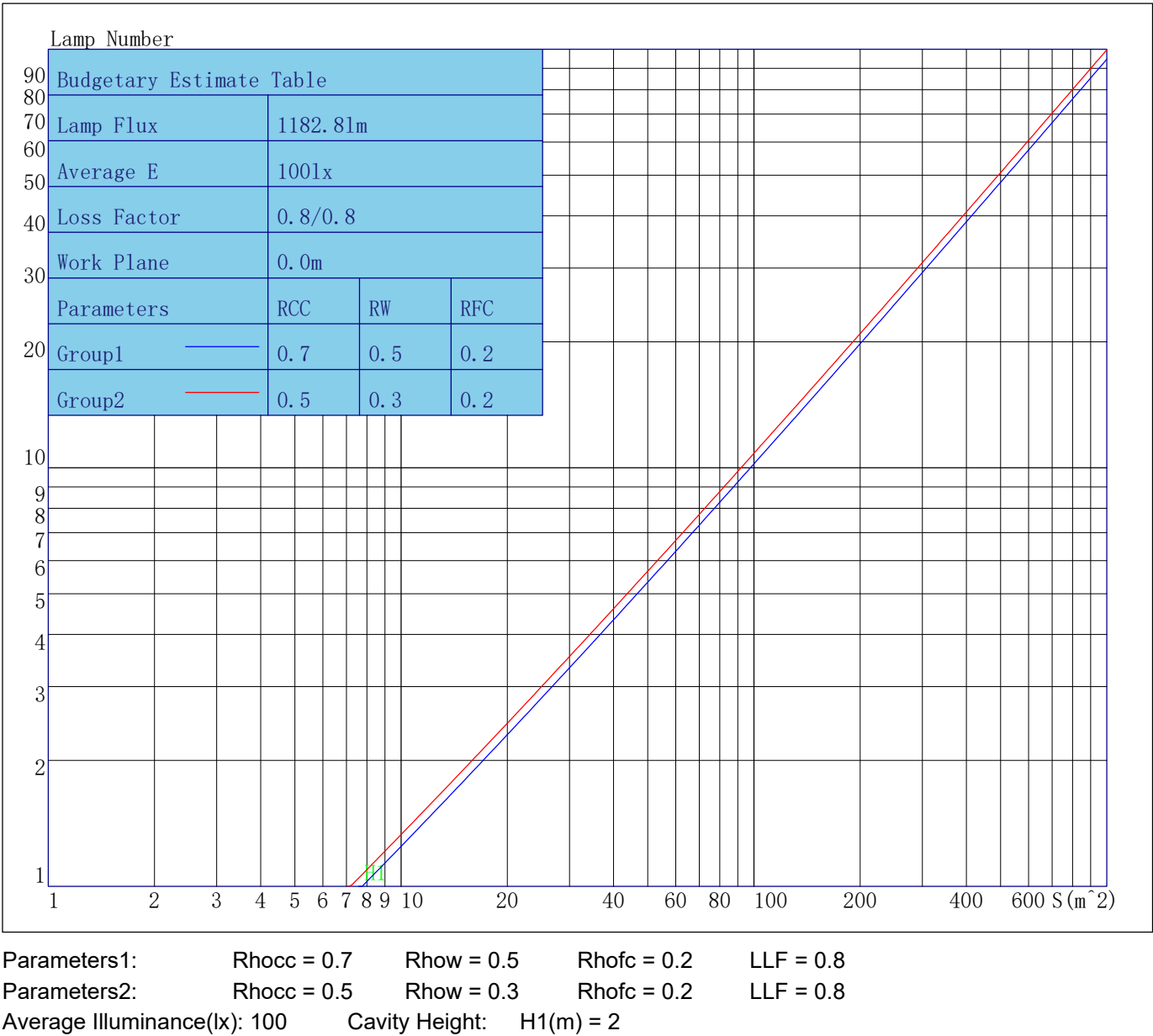
Luminous Size: Length(m)=0.055 Width(m)=0.055 Height(m)=0.000 Area(m^2)=0.003025

Luminous Type: Without Luminous Side

Luminous Curves: C0-C180 Color: C90-C270 Color:

Indoor Budgetary Estimate Table

Lum. Name: PD08-15-XX-01 2700K RA90 24D	Lum. Catalog:	Test ID: 01
Lamp Name:	Lamp Catalog: LED	Test Lab: Quality Department
Manufacture: Shenzhen Norming Lighting	Test Machine:GON-2000	Test Date: 2022/09/13



Indoor Coefficient of Utilization Table

Lum. Name: PD08-15-XX-01 2700K RA90 24D	Lum. Catelog:	Test ID: 01
Lamp Name:	Lamp Catelog: LED	Test Lab: Quality Department
Manufacture: Shenzhen Norming Lighting	Test Machine:GON-2000	Test Date: 2022/09/13

Coefficients of Utilization - Zonal Cavity Method																		
Coef.	Effective Floor Cavity Reflectance RFC=0.20																	
RhoCC (%)	80				70				50			30			10			0
RhoW (%)	70	50	30	10	70	50	30	10	50	30	10	50	30	10	50	30	10	0
RCR	Coefficient of Utilization(%)																	
0	119	119	119	119	116	116	116	116	110	110	110	105	105	105	101	101	101	99
1	114	112	109	108	112	109	107	106	105	104	102	101	100	99	98	97	96	94
2	110	105	102	99	107	104	101	98	100	98	96	97	95	94	94	93	91	90
3	105	100	96	93	103	99	95	92	96	93	90	93	91	89	91	89	87	86
4	102	95	91	87	100	94	90	87	92	88	86	90	87	85	88	86	84	82
5	98	91	86	83	96	90	86	83	88	85	82	87	83	81	85	82	80	79
6	94	87	83	79	93	86	82	79	85	81	78	84	80	78	82	79	77	76
7	91	84	79	76	90	83	79	75	82	78	75	81	77	75	80	76	74	73
8	88	81	76	73	87	80	76	72	79	75	72	78	74	72	77	74	71	70
9	85	78	73	70	84	77	73	70	76	72	70	75	72	69	75	71	69	68
10	83	75	70	67	82	75	70	67	74	70	67	73	69	67	72	69	67	66

Unified Glare Rating Table

Lum. Name: PD08-15-XX-01 2700K RA90 24D	Lum. Catelog:	Test ID: 01
Lamp Name:	Lamp Catelog: LED	Test Lab: Quality Department
Manufacture: Shenzhen Norming Lighting	Test Machine:GON-2000	Test Date: 2022/09/13

Unified Glare Rating Table

Ceiling RCC		0.70	0.70	0.50	0.50	0.30	0.70	0.70	0.50	0.50	0.30
Wall RW		0.50	0.30	0.50	0.30	0.30	0.50	0.30	0.50	0.30	0.30
Floor RFC		0.20	0.20	0.20	0.20	0.20	0.20	0.20	0.20	0.20	0.20
Room Size		Vewed crosswise					Vewed endwise				
X=2H	Y=2H	15.6	16.5	16.0	16.9	17.2	14.9	15.9	15.3	16.2	16.6
	Y=3H	15.6	16.5	16.0	16.8	17.2	15.0	15.9	15.5	16.2	16.7
	Y=4H	15.7	16.4	16.1	16.8	17.3	15.1	15.9	15.6	16.3	16.7
	Y=6H	15.7	16.5	16.2	16.9	17.3	15.3	16.0	15.7	16.4	16.8
	Y=8H	15.8	16.5	16.3	16.9	17.3	15.4	16.1	15.8	16.5	16.9
	Y=12H	15.9	16.6	16.4	17.0	17.4	15.5	16.2	16.0	16.6	17.0
X=4H	Y=2H	15.4	16.2	15.8	16.6	17.0	14.8	15.6	15.2	15.9	16.4
	Y=3H	15.5	16.2	16.0	16.6	17.1	15.0	15.7	15.5	16.1	16.5
	Y=4H	15.7	16.3	16.1	16.7	17.2	15.2	15.8	15.7	16.2	16.7
	Y=6H	15.9	16.4	16.4	16.9	17.4	15.5	16.0	16.0	16.5	17.0
	Y=8H	16.0	16.5	16.5	16.9	17.4	15.7	16.1	16.2	16.6	17.1
	Y=12H	16.2	16.6	16.7	17.1	17.6	15.9	16.3	16.4	16.8	17.3
X=8H	Y=4H	15.7	16.1	16.1	16.6	17.1	15.2	15.7	15.7	16.1	16.6
	Y=6H	16.0	16.3	16.5	16.9	17.4	15.6	16.0	16.1	16.5	17.1
	Y=8H	16.2	16.5	16.7	17.1	17.6	15.9	16.2	16.4	16.8	17.3
	Y=12H	16.5	16.8	17.1	17.4	18.0	16.3	16.6	16.8	17.1	17.7
X=12H	Y=4H	15.6	16.0	16.1	16.5	17.1	15.2	15.6	15.7	16.1	16.6
	Y=6H	16.0	16.3	16.5	16.8	17.4	15.6	16.0	16.2	16.5	17.0
	Y=8H	16.3	16.6	16.8	17.1	17.7	16.0	16.3	16.5	16.8	17.4
Variations with the objerver position at spacings											
S=1.0H		0.2/-0.2					0.2/-0.2				
S=1.5H		0.4/-0.4					0.4/-0.3				
S=2.0H		0.5/-0.5					0.4/-0.5				
Reduced UGR Table:											
Nordic Standard Table:		BK0					BK0				
Correction Value		1.2					1.4				

o the CIE Pub.117,data has been corrected,refers to the lamp's lumens 8.2flm.

IES Indoor Report  
Photometric Filename:PD08-15-XX-01 2700K RA90 24D.IE

S  
Candela Tabulation

V/H	C0.0	C90.0	C180.0	C270.0
γ 0.0	3947.64	3947.64	3947.64	3947.64
γ 5.0	3691.26	3526.80	3546.02	3678.65
γ 10.0	2848.93	2616.32	2658.66	2853.85
γ 15.0	1834.17	1623.73	1640.04	1829.15
γ 20.0	977.75	833.51	824.36	965.16
γ 25.0	479.51	419.83	405.02	466.60
γ 30.0	274.82	248.04	230.68	260.20
γ 35.0	157.33	138.67	126.77	145.44
γ 40.0	65.88	53.86	47.11	61.85
γ 45.0	29.22	26.18	20.60	23.79
γ 50.0	17.38	16.05	12.82	13.88
γ 55.0	12.21	11.46	10.10	11.04
γ 60.0	8.78	8.56	8.09	9.06
γ 65.0	6.42	6.63	6.48	7.39
γ 70.0	4.76	5.22	5.01	5.68
γ 75.0	3.80	3.91	3.66	4.68
γ 80.0	2.83	3.18	2.71	3.40
γ 85.0	2.31	2.32	2.38	2.64
γ 90.0	1.80	1.84	1.78	1.86
γ 95.0	1.38	1.46	1.23	1.48
γ 100.0	1.11	1.22	0.75	1.08
γ 105.0	0.99	1.19	0.60	0.96
γ 110.0	0.69	0.99	0.13	0.90
γ 115.0	0.72	0.71	0.20	0.96
γ 120.0	0.66	0.79	0.61	0.91
γ 125.0	0.91	0.73	1.21	1.63
γ 130.0	1.31	1.59	1.58	1.87
γ 135.0	2.18	2.25	2.36	2.65
γ 140.0	3.11	3.50	3.79	4.12
γ 145.0	4.40	4.84	4.78	5.18
γ 150.0	5.71	5.87	5.67	6.42
γ 155.0	6.78	6.85	6.69	7.14
γ 160.0	7.17	7.45	6.96	7.50
γ 165.0	7.56	7.77	7.30	7.96
γ 170.0	7.65	7.78	7.38	7.97
γ 175.0	7.63	7.55	7.21	7.60
γ 180.0	7.53	7.53	7.53	7.53